



National Marine Manufacturers Association

nmma.org

ECONOMIC SIGNIFICANCE OF RECREATIONAL BOATING IN WASHINGTON

CONGRESSIONAL DISTRICT 5

Number of Recreational Boats*	34,092
Recreational Boating Industry Businesses	92
Total Jobs	2,852
Annual Recreational Boating-Related Spending	\$153.5 MILLION

TOTAL ANNUAL ECONOMIC IMPACT OF RECREATIONAL BOATING:



\$362.0 MILLION



RECREATIONAL BOATS IN WA-5

TOTAL BOATS* **34,092**

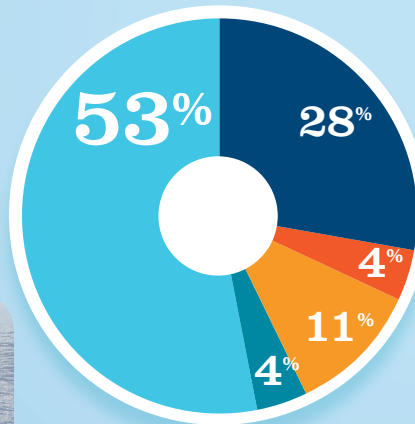
REGISTERED BOATS	34,092
Power boats	28,940
PWCs	4,335
Sailboats	741
Other Boats	76
HOUSEHOLDS PER BOAT	7.9



* Total boats are registered boats as reported by states to the USCG.

RECREATIONAL BOATING CREATES JOBS IN WA-5

TOTAL BOATING JOBS	937
Boat Building	494
Motor / Engine Mfgr.	43
Accessory / Supplies Mfgr.	101
Dealers / Wholesalers	36
Boat Services	263

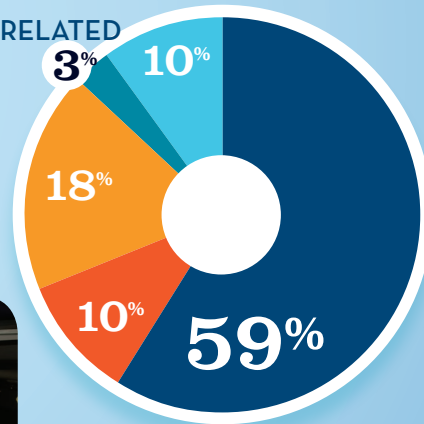


BOAT BUILDING (53%)
MOTOR/ENG. MFGR. (11%)
ACC./SUPPLIES MFGR. (4%)
DLRS/WHOLESALEERS (4%)
BOAT SERVICES (28%)



RECREATIONAL BOATING-RELATED BUSINESSES IN WA-5

TOTAL BUSINESSES	92
Boat Building	9
Motor / Engine Mfgr.	3
Accessory / Supplies Mfgr.	17
Dealers / Wholesalers	9
Boat Services	54

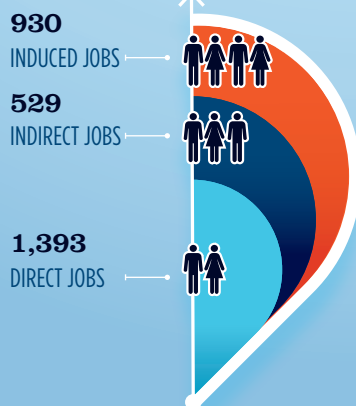


BOAT BUILDING (18%)
MOTOR/ENG. MFGR. (10%)
ACC./SUPPLIES MFGR. (10%)
DLRS/WHOLESALEERS (3%)
BOAT SERVICES (59%)



ESTIMATED JOBS IMPACT OF RECREATIONAL BOATING-RELATED SPENDING IN WA-5

EST. TOTAL JOBS	2,852
EST. TOTAL LABOR INCOME (MILLIONS)	\$118.3
Est. Direct Income	\$48.0
Est. Indirect Income	\$29.6
Est. Induced Income	\$40.7



RECREATIONAL BOATING INDUSTRY SALES IN WA-5

Boat Building	\$127.5	\$127.5 MILLION
Motor / Engine Mfgr.	\$25.3	\$25.3 MILLION
Accessory / Supplies Mfgr.	\$72.6	\$72.6 MILLION
TOTAL MFGR. SALES	\$225.4	
Dealers / Wholesalers	\$17.0	\$17.0 MILLION
Boat Services	\$66.5	\$66.5 MILLION
TOTAL RETAIL & SERVICES SALES	\$83.5	

BOAT BUILDING (127.5M)
MOTOR/ENG. MFGR. (25.3M)
ACC./SUPPLIES MFGR. (72.6M)
DLRS/WHOLESALEERS (17.0M)
BOAT SERVICES (66.5M)